




# BELMONT CHARTER SCHOOL

## 2021-22 SCHOOL PROGRESS REPORT ON EDUCATION AND EQUITY

School Code | 3368 Sector | Charter Network | Charters  
Principal Name | Kristen Newmuis  
Address | 4030 Brown St  
Phone | 215-823-8208 Website | [belmontcharternetwork.org/bcs](http://belmontcharternetwork.org/bcs)  
Report Type | K-8 School Grades in Report | K-8  
Admissions Category | Neighborhood  
Turnaround Model | N/A  
Receives HS Report | Yes  
Oct 1 Enrollment | 644

### Student Enrollment and Demographics



- 0.2% American Indian / Alaskan Native
- 0.6% Asian
- 96.0% Black / African American
- 2.2% Hispanic / Latino
- 0.8% Multi Racial / Other
- 0.0% Native Hawaiian / Pacific Islander
- 0.3% White

711

Total Number of Students Served for  
10+ Days Over the Year

28.4%

% Students with IEPs

1.2%

% English Learners

83.2%

% Economically Disadvantaged

### Student Attendance

33.3%

% Students Attending at Least 95%  
of Instructional Days

50.4%

% Students Attending at Least 90%  
of Instructional Days

Score Level	Performance	Improvement	Level
<b>Level 5</b>			
<b>Performance</b> <i>At or Above Target in</i> <b>11.1 %</b> <i>1 out of 9 Eligible Metrics</i>			
<b>Improvement</b> Insufficient Data for Score			
<b>Goal Performance (All Students)</b>			
<b>GOAL 1   PSSA ELA % of Students Proficient or Advanced (Grades 3-8)</b> <b>Score: 22.1 %</b> -20.4 pts from 2021-2022 target <b>NOT MEETING</b> no data prior year	Insufficient Data for Score	Insufficient Data for Score	
<b>GOAL 2   PSSA ELA % of Students Proficient or Advanced (Grade 3)</b> <b>Score: 16.7 %</b> -22.6 pts from 2021-2022 target <b>NOT MEETING</b> no data prior year	Insufficient Data for Score	Insufficient Data for Score	
<b>GOAL 3   PSSA Math % of Students Proficient or Advanced (Grades 3-8)</b> <b>Score: 4.7 %</b> -24.0 pts from 2021-2022 target <b>NOT MEETING</b> no data prior year	Insufficient Data for Score	Insufficient Data for Score	
● Meeting Target ● Not Meeting Target			
	<b>American Indian / Alaskan Native</b> Insufficient Data for Score	Insufficient Data for Score	
	<b>Asian</b> Insufficient Data for Score	Insufficient Data for Score	
	<b>Black / African American</b> Insufficient Data for Score	Insufficient Data for Score	
	<b>Hispanic / Latino</b> Insufficient Data for Score	Insufficient Data for Score	
	<b>Multi Racial / Other</b> Insufficient Data for Score	Insufficient Data for Score	
	<b>Native Hawaiian / Pacific Islander</b> Insufficient Data for Score	Insufficient Data for Score	
	<b>White</b> Insufficient Data for Score	Insufficient Data for Score	
	<b>English Learners</b> Insufficient Data for Score	Insufficient Data for Score	
	<b>Students with IEPs</b> Insufficient Data for Score	Insufficient Data for Score	
	<b>Economically Disadvantaged</b> Insufficient Data for Score	Insufficient Data for Score	

# Reading/ELA: Every Student Reads On or Above Grade Level

## Goal 1 - Reading Grades 3-8

School Code | 3368 School Name | Belmont Charter School

**Goal 1:** The percentage of students in grades 3-8 who are proficient on the state ELA assessment will grow from 35.7% in August 2019 to 65.0% by August 2026

### PSSA ELA: % of Students Proficient or Advanced, Grades 3-8

**All Students, 335 students**

**Score: 22.1 %**



**2021-2022 Target: 42.5 %**

*-20.4 pts from target*

**2025-2026 Goal: 65.0 %**

*-42.9 pts from target*

NOT MEETING

no data prior year



- Meeting Target
- Not Meeting Target

**American Indian / Alaskan Native**

Insufficient Sample

**Asian**

Insufficient Sample

**Black / African American, 322 students**

**Score: 21.4 %**  
*-21.1 pts from target*

NOT MEETING

no data prior year



**Hispanic / Latino**

Insufficient Sample

**Multi Racial / Other**

Insufficient Sample

**Native Hawaiian / Pacific Islander**

Insufficient Sample

**White**

Insufficient Sample

**English Learners**

Insufficient Sample

**Students with IEPs, 98 students**

**Score: 9.2 %**  
*-33.3 pts from target*

NOT MEETING

no data prior year



**Economically Disadvantaged, 310 students**

**Score: 21.6 %**  
*-20.9 pts from target*

NOT MEETING

no data prior year



# Reading/ELA: Every Student Reads On or Above Grade Level

## Goal 2 - Reading Grade 3

School Code | 3368 School Name | Belmont Charter School

**Goal 2:** The percentage of 3rd grade students who are proficient on the state ELA assessment will grow from 32.5% in August 2019 to 62.0% by August 2026

### PSSA ELA: % of Students Proficient or Advanced, Grade 3

**All Students, 42 students**

**Score: 16.7 %**



**2021-2022 Target: 39.3 %**

*-22.6 pts from target*

**2025-2026 Goal: 62.0 %**

*-45.3 pts from target*

NOT MEETING

no data prior year



- Meeting Target
- Not Meeting Target

**American Indian / Alaskan Native**

Insufficient Sample

**Asian**

Insufficient Sample

**Black / African American, 41 students**

**Score: 14.6 %**  
*-24.7 pts from target*

NOT MEETING

no data prior year



**Hispanic / Latino**

Insufficient Sample

**Multi Racial / Other**

Insufficient Sample

**Native Hawaiian / Pacific Islander**

Insufficient Sample

**White**

Insufficient Sample

**English Learners**

Insufficient Sample

**Students with IEPs**

Insufficient Sample

**Economically Disadvantaged, 35 students**

**Score: 17.1 %**  
*-22.2 pts from target*

NOT MEETING

no data prior year



# Math & Science: Every Student Performs On or Above Grade Level

## Goal 3 - Math Grades 3-8

School Code | 3368 School Name | Belmont Charter School

**Goal 3:** The percentage of students in grades 3-8 who are proficient on the state Math assessment will grow from 21.6% in August 2019 to 52.0% by August 2026

### PSSA Math: % Students Proficient or Advanced, Grades 3-8

All Students, 341 students

Score: 4.7 %



2021-2022 Target: 28.7 %

-24.0 pts from target

2025-2026 Goal: 52.0 %

-47.3 pts from target

NOT MEETING

no data prior year



### PSSA Science

% of Students Proficient or Advanced in Science (Grades 4 and 8)

25.4 %

29 out of 114 students

American Indian / Alaskan Native

Insufficient Sample

Asian

Insufficient Sample

Black / African American, 328 students

Score: 4.6 %

-24.1 pts from target

NOT MEETING

no data prior year



Hispanic / Latino

Insufficient Sample

Multi Racial / Other

Insufficient Sample

Native Hawaiian / Pacific Islander

Insufficient Sample

White

Insufficient Sample

English Learners

Insufficient Sample

Students with IEPs, 99 students

Score: 7.1 %

-21.6 pts from target

NOT MEETING

no data prior year



Economically Disadvantaged, 316 students

Score: 4.4 %

-24.3 pts from target

NOT MEETING

no data prior year



# Climate, Culture & Opportunity

## Guardrail 1 - Welcoming and Supportive Schools

School Code | 3368 School Name | Belmont Charter School

**Guardrail 1:** Every school will be a safe, welcoming and healthy place where our students, staff and community want to be and learn each day. This means that our schools will be: 1) environmentally safe and clean; and 2) spaces with inclusive climates that provide students with access to robust social, emotional, and mental health supports.

### School Climate Score

Score: 6.2



2021-2022 Target: 7.0  
-0.8 pts from target

2025-2026 Goal: 7.0  
-0.8 pts from target

NOT MEETING

no data prior year



### School Climate Survey

6.8/10  
Student Rating

9.0/10  
Parent Rating

5.1/10  
Teacher Rating

### School Instruction Score

Score: 7.5



2021-2022 Target: 8.0  
-0.5 pts from target

2025-2026 Goal: 8.0  
-0.5 pts from target

NOT MEETING

no data prior year



### School Instruction Survey

7.8/10  
Student Rating

8.0/10  
Parent Rating

6.6/10  
Teacher Rating

- Meeting Target
- Not Meeting Target

Not Applicable



School Has at Least 2 Behavioral/Mental Health Support FTEs per 500 Students

# Climate, Culture & Opportunity

## Guardrail 1 - Welcoming and Supportive Schools

School Code | 3368 School Name | Belmont Charter School

**Guardrail 1:** Every school will be a safe, welcoming and healthy place where our students, staff and community want to be and learn each day. This means that our schools will be: 1) environmentally safe and clean; and 2) spaces with inclusive climates that provide students with access to robust social, emotional, and mental health supports.

% of Students Attending at Least 95% of Instructional Days	% of Students Attending			
<p><b>All Students: 711 Students</b></p> <p style="text-align: center;"><b>Score: 33.3 %</b></p>  <p>2021-2022 Target: 52.9 % -19.6 pts from target</p> <p>2025-2026 Goal: 60.0 % -26.7 pts from target</p> <p><b>NOT MEETING</b> no data prior year</p>	<p><b>Greater Than 95% of Instructional Days</b> 33.3 %</p>	<p><b>90-95% of Instructional Days</b> 17.0 %</p>		
<p><b>All Students: 711 Students</b></p> <p style="text-align: center;"><b>Score: 50.4 %</b></p>  <p>2021-2022 Target: 82.3 % -31.9 pts from target</p> <p>2025-2026 Goal: 94.0 % -43.6 pts from target</p> <p><b>NOT MEETING</b> no data prior year</p>	<p style="text-align: center;"><b>Additional Metrics</b></p> <table border="0" style="width: 100%;"> <tr> <td style="width: 50%; text-align: center;"> <p><b>Not Applicable</b></p> <p><i>% of Teachers Attending at Least 95% of Work Days (Cumulative)</i></p> <p><b>Not Applicable</b></p> <p><i>% of Teachers Receiving a Proficient MMS Rating</i></p> </td> <td style="width: 50%; text-align: center;"> <p><b>Not Applicable</b></p> <p><i>Teacher Annual Retention</i></p> <p><b>Not Applicable</b></p> <p><i>% of Teachers Receiving a Distinguished MMS Rating</i></p> </td> </tr> </table>		<p><b>Not Applicable</b></p> <p><i>% of Teachers Attending at Least 95% of Work Days (Cumulative)</i></p> <p><b>Not Applicable</b></p> <p><i>% of Teachers Receiving a Proficient MMS Rating</i></p>	<p><b>Not Applicable</b></p> <p><i>Teacher Annual Retention</i></p> <p><b>Not Applicable</b></p> <p><i>% of Teachers Receiving a Distinguished MMS Rating</i></p>
<p><b>Not Applicable</b></p> <p><i>% of Teachers Attending at Least 95% of Work Days (Cumulative)</i></p> <p><b>Not Applicable</b></p> <p><i>% of Teachers Receiving a Proficient MMS Rating</i></p>	<p><b>Not Applicable</b></p> <p><i>Teacher Annual Retention</i></p> <p><b>Not Applicable</b></p> <p><i>% of Teachers Receiving a Distinguished MMS Rating</i></p>			

- Meeting Target
- Not Meeting Target

# Climate, Culture & Opportunity

## Guardrail 2 - Enriching and Well-rounded School Experiences

## Guardrail 3 - Partnering with Parents / Family Members

School Code | 3368 School Name | Belmont Charter School

**Guardrail 2:** Every student will have a well-rounded education with co-curricular opportunities, including arts and athletics, integrated into the school experience.

**Guardrail 3:** Every parent and guardian will be welcomed and encouraged to be partners in their child's school community.

### % of Students Participating in Visual / Performing Arts

*% of Students  
Participating in Visual /  
Performing Arts*

**75.9 %**

*454 out of 598 students*

### School Relationship Score

**Score: 8.0**



2021-2022 Target: 8.0  
*at target*

MEETING  
2026 GOAL

no data prior year



### Additional Metrics

**Not Applicable**



*School Has a SAC/Parent Advisory Group*

**Not Applicable**



*School Has a SAC/Parent Advisory Group That Meets Regularly*

**Not Applicable**



*Number of SAC/Parent Advisory Group Meetings*

● Meeting Target

● Not Meeting Target

# Climate, Culture & Opportunity

## Guardrail 4 - Addressing Racist Practices

School Code | 3368 School Name | Belmont Charter School

**Guardrail 4:** Our students' potential will not be limited by practices that perpetuate systemic racism and hinder student achievement.

